

VOLVO 142GT



The Volvo 142GT is built like any other Volvo — to last! The difference is that the 142GT provides some extra niceties to add to the comfort of owning a Volvo for a long time. These niceties include an electrically operated overdrive, tachometer, console tray, wide oval red stripe radial tires and a dress-up package.



◀ CONSOLE TRAY

The Console Tray is handy for all the paraphernalia you normally can't get out of your pockets.

TACHOMETER ▶

The Tachometer lets you make full use of the engine's R.P.M.



Specifications.

All the details, for people who like details.

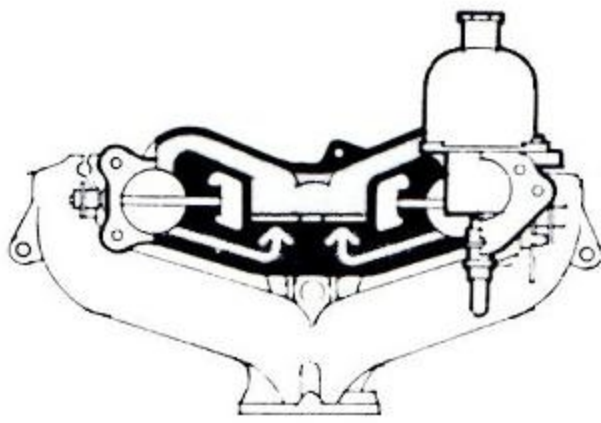
VANCOUVER VOLVO SALES
 1090 WEST GEORGIA ST.
 Operated by Pete Dockstader
 MUtual 2-4708

Two-Door, Sports Sedan

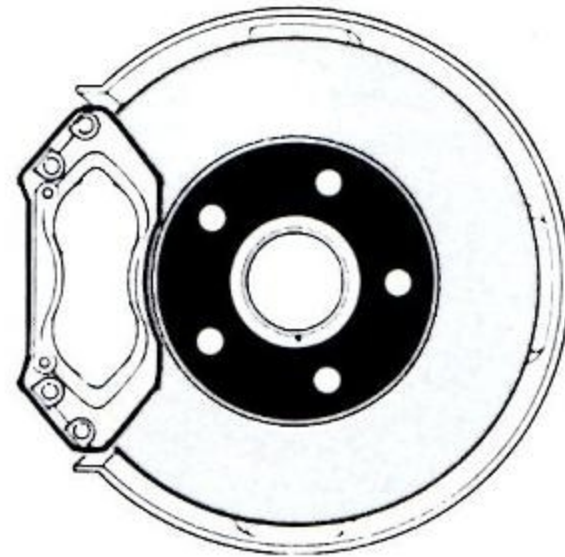
Engine

Type B-20. Four cylinders, overhead valves, five-bearing crankshaft, twin horizontal carburetors with "dual induction" exhaust emission control system. Full flow oil filter.

Bore	3.50 in.
Stroke	3.15 in.
Displacement	121 cu. in.
Maximum Output	118 bhp SAE at 5,800 rpm
Maximum Torque	123 ft. lb. SAE at 3,500 rpm
Compression Ratio	9.5:1



Our new engine includes an efficient anti-smog system.



All four wheels are equipped with disc brakes. They stand up to wear, don't fade.

Brake System

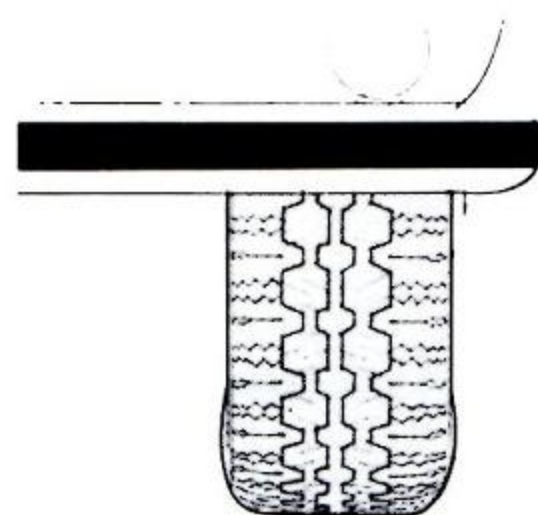
Footbrake. Power assisted four-wheel disc brakes. Twin circuits each operate on both front wheels and one rear wheel. Warning light turns on if one circuit fails. Single circuit provides 80% of full four-wheel braking efficiency. Special rear wheel pressure relief valves assure maximum stability during emergency stops.

Front:	Self-adjusting 11.6 in. discs — pad area 23 sq. in.
Rear:	Self-adjusting 11.6 in. discs — pad area 14½ sq. in.

Parking Brake. Separate mechanically operated rear wheel drum brake system. Lining area 27 sq. in. Warning light on dashboard. Quick release handbrake lever located between driver's seat and door.

Wheels and Tires

Balanced pressed steel with safety rims. Stainless steel hubcaps. Anodized aluminum wheel covers. High-performance, wide-base, low-profile red stripe tubeless radial tires.
 Rim Size: 4½ x 15
 Tire Size: 165 R 15



High-speed, radial tires are standard equipment.

Suspension

Front: Independent with rubber-mounted control arms and ball joints. Anti-sway bar. Coil springs with telescopic shock absorbers. No lubrication of front suspension and drive shaft components is required for the life of the car.

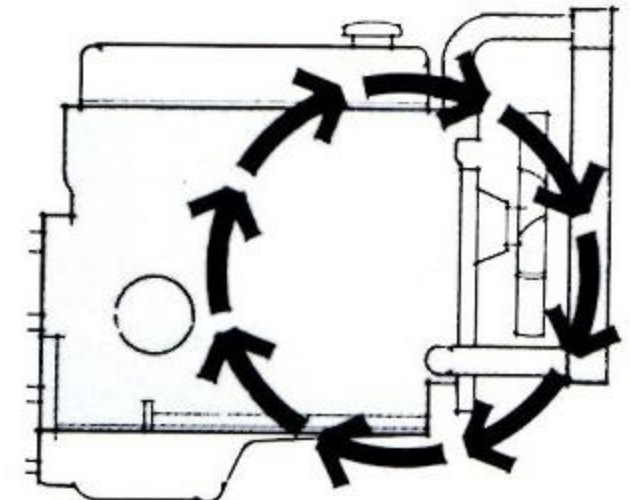
Rear: Solid rear axle carried by longitudinal rubber-mounted control arms and torque rods. Transverse location by rubber-mounted track rod. Coil springs with telescopic shock absorbers.

Steering

Cam and roller type with 4 turns lock to lock. Turning Circle: Between Curbs 30 ft. 4 in.

Body

Integral all-welded steel. Completely rustproofed and undercoated. Passenger compartment surrounded with boxed steel members. Impact absorbing front and rear body sections. Front and rear wrap-around bumpers with full rubber inserts.



The sealed, frost-proof cooling system.

Cooling System

Sealed, with anti-freeze. Coolant circulation by engine-driven pump. Capacity 8 Imperial quarts. Transparent expansion tank.

Fuel System

Twin horizontal carburetors supplied by mechanical pump. Tank capacity 13.3 Imp. gallons.

Instrumentation

Speedometer, odometer, tripmeter, Tachometer. Fuel, water temperature gauges. Generator, headlight beam, directional signal, overdrive warning lights. Emergency flashers. Brake warning light.

Other standard equipment

Three-point front seat belts. Rear-seat fitted with three lap belts. Reclining front bucket seats with headrests. Padded dashboard, sun visors, roof and interior. Deluxe upholstery and trim. Console tray mounted on transmission tunnel. Passenger assist handles front and rear. Pull-down armrest in rear seat. Thermostatically-controlled heater and defroster system. Front and rear window defrosters. Direct air duct to rear seat. Two fresh-air intakes. Two-speed electric blower. Two-speed electric windshield wipers with windshield washers. Automatic back-up lights. Variable instrument lighting. Interior courtesy lights. Illuminated glove compartment. Side reflectors. Steering wheel lock incorporated with ignition lock. Exterior and interior rear view mirrors. Cigarette lighter. Front and rear ashtrays. Tool kit and jack.

Optional Equipment

Includes: AM and AM/FM radios. Roof racks. Ski racks. Limited slip differential. Fitted spare gas can. Air-conditioning. Bumper over-riders . . . and a wide variety of other equipment designed to tailor-make a Volvo to your individual requirements.

Dimensions and Weights

Length	182.7 in.
Width	68.1 in.
Height	57.0 in.
Wheel Base	102.4 in.
Track, Front and Rear	53.1 in.
Curb Weight, approx.	2520 lb.

The factory reserves the right to make changes at any time, without notice, in prices, colors, materials, equipment, specifications and also to discontinue models.

Transmission

Four-speed, fully synchronized with floor-mounted gearshift lever.

Ratios: 1st	3.13:1
2nd	1.99:1
3rd	1.36:1
4th	1.00:1
Reverse	3.25:1

Overdrive

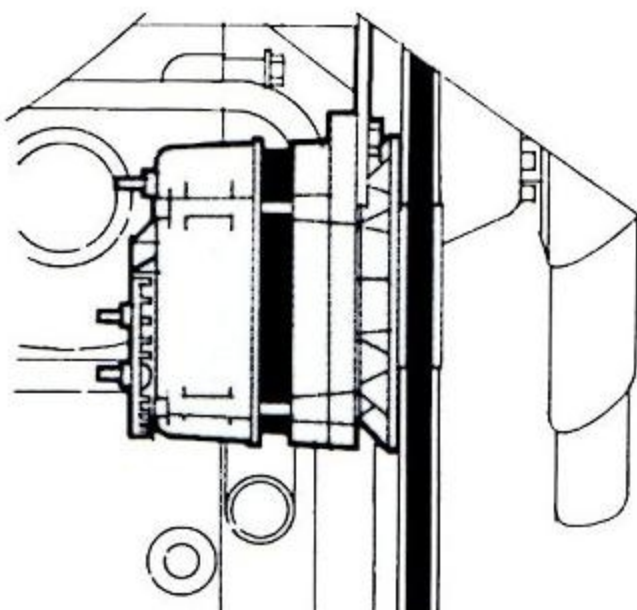
Electrically operated on 4th gear by means of finger-controlled lever mounted on steering column.

Ratio: 0.756:1

Rear Axle

Hypoid Type

Ratio: 4.3:1



The alternator, which charges the battery at idling speeds, provides all the power your G.T. electrical system requires.

Electrical System

Voltage	12
Battery Capacity	60 amp. hr.
Alternator Rating	35A
Starter Motor Output	1 hp