

VOLVO

140 *series*





Volvo 140-series

In the 140 series, Volvo presents an exciting range of cars, covering a wide spectrum of motoring requirements, one of which we hope meets yours. A Volvo is more than just a car. It's a perfect blend of balanced precision engineering, quality, safety and comfort. And a record for reliability that continues to win world acclaim.



Volvo 144/145 de Luxe

Four door saloon or five door estate car, both offering the same qualities but for different reasons.

The 144 de Luxe offers everything you ever wished for in a saloon. And the 145 de Luxe is for the man who wants the same saloon quality features with the carrying capacity of an estate car.

Engines: 90 or 118 b.h.p. SAE. The Volvo 145 de Luxe is also available with the new B 20 F electronically controlled fuel injection engine with an output of 125 b.h.p. SAE.

Volvo 144 Grand Luxe

This one is indeed for the fortunate few. A four door saloon with the B 20 E electronically-controlled fuel injection engine developing 135 b.h.p. SAE giving a performance which can only be described in one word—“breathtaking”.



Volvo 144/145 de Luxe -offer more than just good looks

Volvo doesn't design flashy cars, they are function-built. Everything has to work well, and we never change anything for change's sake. When we do it's because we've improved on it. This year we have even better brakes, new upholstery, fully recessed outer door handles, wide rim wheels with radial ply tyres, and of course, good looks.

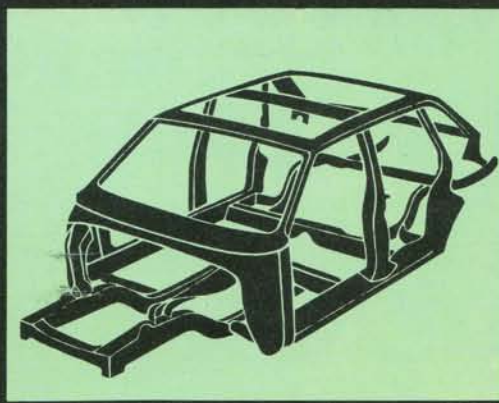
All 140-series models are powered by Volvo's rugged B 20 four-cylinder engine designed to withstand the hottest of summers and the coldest of winters at any speed. Its design is conventional, but not its features. Locomotive pulling power from speeds at which other cars would stall. And it can also show its sports car breeding and give wonderful acceleration without you having to thrash the gears. (Nice to know when you want to overtake in a hurry.)



The doors on a Volvo open to the incredible angle of 80°, which makes getting in and out easy, both for children and grown-ups.



The ability to make a tight turning circle has nothing to do with size. It's simply a matter of engineering. The 140 series Volvo does it in 9.25 m./30 ft. 4 in.




Volvo safety—is all around you

When you sit in a Volvo, you are unknowingly surrounded by an immensely strong cage of protective steel members. This protection continues around all body openings and extends across the roof. The front and rear ends of the body are energy absorbing. The laminated glass high-impact windscreen is bonded to the body for safety's sake.



Our interior doesn't cramp your style

Comfort is having enough room for you and all your passengers to relax in—the space to stretch your legs, the softness of deep wall-to-wall carpeting at your feet. The support that vinyl upholstered, contour-shaped seats give you mile after mile, ensuring you arrive fresh, be it town or motorway driving. This is the comfort of the Volvo 144 and 145 de Luxe.




The thermostatically controlled heating and ventilation system is designed to give a pleasant indoor temperature all the year round. The fan feeds hot or cold air through seven different outlets. Three to the windscreen. Two to the front floor

and another two keep your rear seat passengers happy. Easy adjustment by means of three illuminated controls on the dashboard. And of course we also have an electrically heated rear window and air extractor vents for through-flow ventilation.



Volvo comfort


Whatever driving position you enjoy, Volvo will give it to you. Volvo seats offer a very wide range of adjustments: forward, backwards, up, down, fully reclining and fitted with head restraints (which are now narrower for easier rearward vision), and being Volvo you can also adjust the back tension control for greater lumbar comfort.



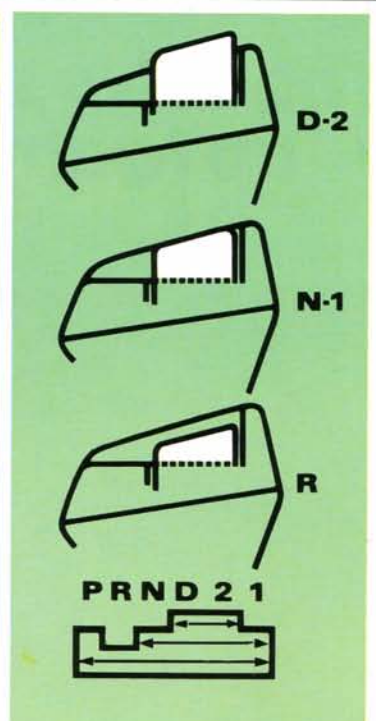
Volvo, a car designed to make driving a pleasure

The way things are these days your car has to be on your side. Volvo is. Driving this car you have an elegant and very functional dashboard in front of you which quickly gives you all the information you need. The dashboard surrounds are matt black so as not to distract the eye or result in disturbing reflections. The new four-spoke steering wheel which allows full visual access to the instrumentation is also finished in matt black. The controls for the heating and ventilation system have concealed illumination.

The new short, sporty gear lever is a pleasure to use. Also new this year is a warning lamp which shows when the choke is in operation. Fitted centrally below the dashboard is a new instrument console which carries the clock and the controls for the electrically heated rear window and hazard warning lights. There is also room for extra switches.



Cars fitted with automatic transmission have a new and conveniently operated selector this year with lighted indication on the new PRND21 quadrant. Selection of 2 or 1 is used when extra engine braking is required. Position 2 also gives automatic changing between positions 2 and 1 for fast driving on winding roads. A push button on the top of the selector lever is pressed down to select reverse (R) or parking (P).





The Volvo 145 de Luxe measures up to anything

Here's an estate car designed for people who want the looks of a saloon, together with the same comfortable features, reliability and performance. The Volvo 145 de Luxe has all these, plus a 1.9 cu. m. (67 cubic feet) carrying capacity, and with the rear seat folded down, you can have a completely flat floor area measuring 6" x 4". Under the floor there is an extra 0.1 cu. m. (3.5 cubic feet) of concealed cargo space.

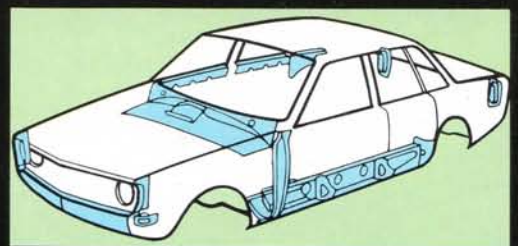
The tailgate opening is very large and nothing intrudes or hinders loading since the hinges are mounted on the outside. The tailgate is counter-balanced by a gas-loaded cylinder and held securely open by a stay. The entire cargo area is clad in very hard-wearing material in a matching colour and the spare wheel stands always at the ready in a special housing on the left.



To utilize the full cargo area, you fold the rear seat backrest down quickly and easily. The catches can be released from either side.



On many estate cars, rearward vision through the tailgate window is quite a problem. Not on the Volvo 145 de Luxe. The tailgate window is electrically heated to dispel mist or frost and the special wiper and washer system keeps things clean.



Volvo quality: rust proofing from the ground up

Volvo cars are designed to withstand the ravages of an unforgiving climate. That is why many parts of the body are galvanized. The floorpan and wheel housings are then given a thick coating of underbody compound and the entire underside of the car is then sprayed with a rust-proofing fluid. In addition to all of this, the door sills are cavity-ventilated to dispel condensation.



The Volvo 144 Grand Luxe -an exciting new breed


Here's the car that's got everything, looks, luxury and performance. An electronically-controlled fuel injection engine which develops 135 b.h.p. SAE. It gives breathtaking acceleration through the gears —making overtaking a safe and easy operation.

Because it goes faster the Volvo 144 Grand Luxe has bigger brakes to stop it quicker. These are able to absorb continuous hard driving without fading. The wide 5" rims carry radial ply sports tyres. The Volvo 144 Grand Luxe comes to you complete with two extra Quartz Halogen driving lights.



The interior with its leather-upholstered seating is elegant and extremely attractive. Full carpeting is fitted and this year we have a new four-spoke steering wheel and a new, sporty remote-control gear stick. The front seats have inertia seat belts and in the centre below the dashboard

is the new instrument console. You can specify a four-speed manual with a floor change or our fully automatic gearbox which is specially adapted to the character of this injection engine and makes full utilization of the power resources.



Volvo safety:


Volvo's triangle-split dual circuit brake system is unique. Each circuit feeds both front wheels and one rear wheel. Should one circuit fail the other circuit still gives 80% braking power on three of the four wheels.

Relief valves for the rear wheel brakes ensure that these do not lock-up prematurely in the case of emergency application.

The engine

The Volvo B 20 engine has won renown and admiration throughout the world. The ability of this engine to withstand hard driving mile after mile has built up a reputation which few other car manufacturers can enjoy. This wasn't achieved by chance. The B 20 is dimensioned and designed to withstand continuous maximum speeds. This together with thorough quality control methods ensures an engine which is not only fast and economical to run but also extremely reliable. An example of this extremely thorough quality control is that all component parts of Volvo power units are quality inspected while other manufacturers content themselves with random testing.

The B 20 engine is designed and built for the traffic conditions of today. It provides high torque even at very low engine speeds and excellent acceleration in all gears. The extremely high torque does away with the need to change from gear to gear continuously. One special feature of the engine is the thermostatically-controlled pre-heating of air which is inducted by the carburettors. This pre-heater unit automatically balances a mixture of cold and warm air to exactly the right temperature so that the engine runs smoothly almost immediately after a cold start even in the coldest of winter weather.



The B 20 A engine has a single horizontal carburettor of low-emission type which gives excellent response to the throttle opening and ensures cleaner exhaust gases under all conditions of operation.



The B 20 B engine has twin horizontal carburettors to improve the breathing characteristics and these contribute to the higher output which on this unit is no less than 118 b.h.p. SAE.



The B 20 E engine of the Volvo 144 Grand Luxe has electronic fuel injection. Here is the small electronic wonder which analyses all engine ambients and makes decisions accordingly. Giving almost complete combustion, better fuel economy, better performance and cleaner exhaust gases.

Specifications

| | B 20 A | B 20 B | B 20 F | B 20 E |
|----------------------------------|-----------|-----------|----------|----------|
| Max. output b.h.p. at r.p.m. SAE | 90/4800 | 118/5800 | 125/6000 | 135/6000 |
| Max. output b.h.p. at r.p.m. DIN | 82/4700 | 100/5500 | 115/6000 | 124/6000 |
| Max. torque kpm at r.p.m. SAE | 16.5/3000 | 17/3500 | 17/3500 | 18/3500 |
| Max. torque kpm at r.p.m. DIN | 16/2300 | 15.5/3500 | 16/3500 | 17/3500 |
| Displacement, litres | 1.99 | 1.99 | 1.99 | 1.99 |
| Bore, mm | 88.9 | 88.9 | 88.9 | 88.9 |
| Stroke, mm | 80.0 | 80.0 | 80.0 | 80.0 |
| Compression ratio | 8.7:1 | 9.3:1 | 8.7:1 | 10.5:1 |

Volvo 144 de Luxe and Volvo 145 de Luxe

B 20 A: 90 b.h.p. SAE, 82 b.h.p. DIN.

B 20 B: 118 b.h.p. SAE, 100 b.h.p. DIN.

Four-cylinder, overhead valve engine with five-bearing crankshaft. Thermostatically-controlled induction air pre-heating. Positive crankcase ventilation. Exhaust emission control.

Volvo 145 de Luxe

B 20 F: 125 b.h.p. SAE, 115 b.h.p. DIN.

Volvo 144 Grand Luxe

B 20 E: 135 b.h.p. SAE, 124 b.h.p. DIN.

Four-cylinder, electronically-controlled fuel injection engine with five-bearing crankshaft. Fuel pressure regulator and overflow sensor. Electric fuel pump. Positive crankcase ventilation.

Cooling system

Sealed and frost protected. Water cooling with pump and thermostat. Capacity approx. 10 litres/2.2 Imp. galls.

Electrical system

12 volts system. Battery capacity 60 amp. hours. Alternator 35 A — 490 W. On fuel injection engines: 55 A — 770 W. Starter motor output 1 b.h.p.

Transmission

Clutch
Single dry plate clutch of diaphragm spring type. Mechanical control.

Gearboxes

Four-speed manual, fully-synchronized with remote-control.

Ratios:

| | |
|---------|--------|
| 1st | 3.13:1 |
| 2nd | 1.99:1 |
| 3rd | 1.36:1 |
| 4th | 1.00:1 |
| Reverse | 3.25:1 |

Automatic: fully-automatic gearbox with remote-control selector.

Rear axle

Of hypoid type.
Ratios on saloon models:
4-speed manual and Automatic: 4.10:1.
Estate car 145 de Luxe: 4-speed manual: 4.30:1. Automatic 4.10:1.

Steering gear

Cam and roller type. Safety steering column. Four turns lock to lock.

Turning circle diameter:
Between kerbs 9.25 m/30 ft. 9 in.
Between walls 10.0 m/32 ft. 9 in.

Front suspension

Independent with rubber-mounted control arms. Steering knuckle supported by ball joints. Anti-sway bar. Coil springs with double-acting telescopic shock absorbers.

Rear suspension

Solid rear axle carried by longitudinal rubber-mounted control arms. Transverse location by rubber-mounted track rod. Coil springs with double-acting telescopic shock absorbers.

Brake system

Foot brake

Triangle-split, dual circuit brake system. Each circuit brakes both front wheels and one each of the rear wheels. A warning lamp on the dashboard indicates eventual brake circuit faults. Self-adjusting disc brakes on all wheels. Power assisted. Relief valves in the rear circuits prevent the rear wheels from locking-up prematurely in the case of emergency braking.

Parking brake

Mechanical, operating on special rear wheel drums. Handbrake lever located between driving seat and front door. Warning lamp on dashboard for handbrake application.

Wheels and tyres

Volvo 144 de Luxe: balanced pressed-steel wheels with 5" rims. Stainless steel hub caps. Radial ply 165 SR 15 tyres.

Volvo 145 de Luxe: reinforced radial tyres 165 SR 15.

Volvo 144 Grand Luxe: pressed-steel wheels with 5" safety rims. Chromed wheel nuts and trim ring. Radial ply 165 SR 15 tyres.

Body

All-welded, energy-absorbing integral steel. Passenger compartment reinforced with boxed steel members.

Rust-proofing

Cavity-ventilation of door sills to prevent condensation. Exposed body parts are hot-dip galvanized.

Underbody fully treated with compound and rust-proofing fluid.

Fuel tank

Located at rear. Capacity 58 litres/12.8 Imp. galls.

Lighting equipment

Combined lever on left side of steering column for operation of turn indicators, main and dipped beams and main beam flasher. The headlights are adjustable from the engine compartment. Asymmetrical dipped headlight beams. Courtesy light switched on by opening either front door or manually. The 145 de Luxe estate car also has an interior light which is switched on when the tailgate is opened. Four-way hazard warning lights. Rheostat-controlled instrument lighting. Glove box with light. Automatic reversing lights. The Volvo 144 Grand Luxe has two extra fog-lights of Halogen type.

Dimensions

Dimensions represent Volvo 144 de Luxe. Interior measurements of Grand Luxe differ somewhat from the following:

| | |
|---------------------------------------|------------------|
| Overall length | 464 cm/183 in. |
| Overall width | 173 cm/68.1 in. |
| Overall height | 144 cm/56.7 in. |
| Wheelbase | 262 cm/103.1 in. |
| Track front | 135 cm/53.1 in. |
| Track rear | 135 cm/53.1 in. |
| Head height front (seat cushion—roof) | 95 cm/37.4 in. |
| Head height rear (seat cushion—roof) | 89 cm/35.0 in. |
| Front seat width, shoulder height | 139 cm/54.7 in. |
| hip height | 143 cm/56.3 in. |
| Rear seat width, shoulder height | 139 cm/54.7 in. |
| hip height | 143 cm/56.3 in. |
| Front seat length | 49 cm/19.3 in. |
| Front seat width | 57 cm/32.5 in. |

Cargo area, estate car

| | |
|---------------------------------------|----------------------|
| Length with rear seat in use | 113 cm/44.5 in. |
| Length with rear seat folded down | 188 cm/74 in. |
| Max. width | 142 cm/56 in. |
| Max. height | 83.5 cm/32.9 in. |
| Tailgate opening max. width | 117 cm/46 in. |
| Tailgate opening max. height | 78 cm/30.7 in. |
| Volume, rear seat in use approx. | 1.5 cu.m./53 cu.ft. |
| Volume, rear seat folded down approx. | 1.9 cu.m./67 cu.ft. |
| Volume, cavity space approx. | 0.1 cu.m./3.5 cu.ft. |

Weights

| | |
|-----------------------------------|----------------------------|
| Kerb weights (depending on model) | |
| Volvo 144 de Luxe approx. | 1210—1230 kg/2668—2712 lb. |
| Volvo 145 de Luxe approx. | 1270—1315 kg/2800—2897 lb. |
| Volvo 144 Grand Luxe approx. | 1245—1275 kg/2745—2811 lb. |

The factory reserves the right to make changes at any time, without notice, in prices, colours, materials, equipment, specifications and models and also to discontinue models.

Heating and ventilation system

Thermostatically-controlled heating and ventilation system with large capacity two-speed fan. Air is fed to both the front and rear seat areas. Three defroster outlets on windscreen. Fresh air intakes on each side below dashboard. Air extractor vents at rear for draught-free flow-through ventilation. Electrically heated rear window.

Instrumentation

Safety padded dashboard with speedometer of ribbon type. Six-figure mileometer, tripmeter, fuel and water temperature gauges. Warning lamps for charging, oil pressure, choke in operation, main beam, parking brake and faulty brake circuit. Audible and visible turn indicator warner.

Other standard equipment

Three-point factory fitted safety belts on front seats. Automatic inertia seat belts for Volvo 144 Grand Luxe. Anchorages for belts at rear seat. Laminated windscreen glass of high-impact type. Twin padded sun visors. Anti-dazzle rearview mirror of safety type. Two-speed electric windscreen wipers with 16" blades. Electric windscreen washer with 1.5 litre reservoir. Tailgate window wiper and washer on 145 de Luxe. Combined steering and ignition lock. Entry and grab handles. Cigarette lighter. Ash-tray in dashboard and beside rear seats. Towhooks front and rear. Mudflaps all round.

VOLVO

AB VOLVO GÖTEBORG SWEDEN

RSP/PV 11-71 (5640-10) Engelska/England, Printed in Sweden

Helsingborgs Lito

BROOKLANDS MOTOR CO. LTD.
268, ALBEMARLE STREET,
LONDON, W.1.

