


**PARTS CATALOGUE**  
**RESERVDELSKATALOG**

**440-460 series**



MD 196010( GB /S )

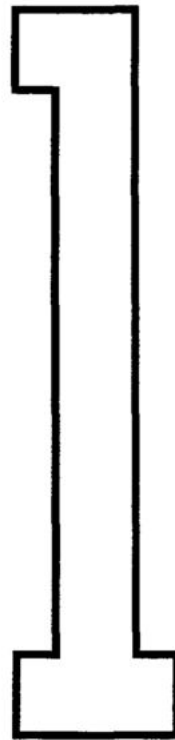

**VOLVO**

EDITION 08-1995

**CATALOGUE AMENDMENT**  
**INFÖRDA ÄNDRINGAR**

No. Nr	Inserted on Införd den	No. Nr	Inserted on Införd den	No. Nr	Inserted on Införd den
0	08-1988	7	04-1992	14	03-1995
1	08-1989	8	08-1992	15	08-1995
2	08-1990	9	12-1992		
3	11-1990	10	04-1993		
4	03-1991	11	08-1993		
5	08-1991	12	12-1993		
6	12-1991	13	08-1994		

**FOREWORD (GB) / FÖRORD (S)**



**FOREWORD (GB)**

Group

**01**

Page

**9**

This catalogue contains parts for our cars in the 440-460 series

**PRODUCT PLATES**

Placing and code keys for those product plates which contain important information for ordering parts are illustrated in the following pages

**ABBREVIATIONS**

Explanation of the abbreviations used in the catalogue are to be found in Group 02.

**CHASSIS NUMBER**

The first chassis number for each model year is as follow:

1989: CH EKC 000001-  
1990: CH ELC 060001-  
1991: CH EMC 165501-  
1992: CH ENC 250200-

1993: CH EPC 337000-  
1994: CH ERC 419000-  
1995: CH ESC 600001-  
1996: CH ETC 700001-

The Parts catalogue for the 440-460 series can be ordered from  
Volvo Transport AB  
Publication Store  
ARU  
S-405 08 Göteborg, Sweden  
Order number

Language	Paper	Fiche
English/Swedish	196010	196011
German/French	-	196013
Italian/Spanish	-	196101

**Volvo Car Corporation, Aftersales**  
Dept. 57932, PVV 2:1  
S-405 08 Göteborg, Sweden  
Tel: 46 - 31593953  
Fax: 46 31 537155  
Memoid: VCAS.CATVCC

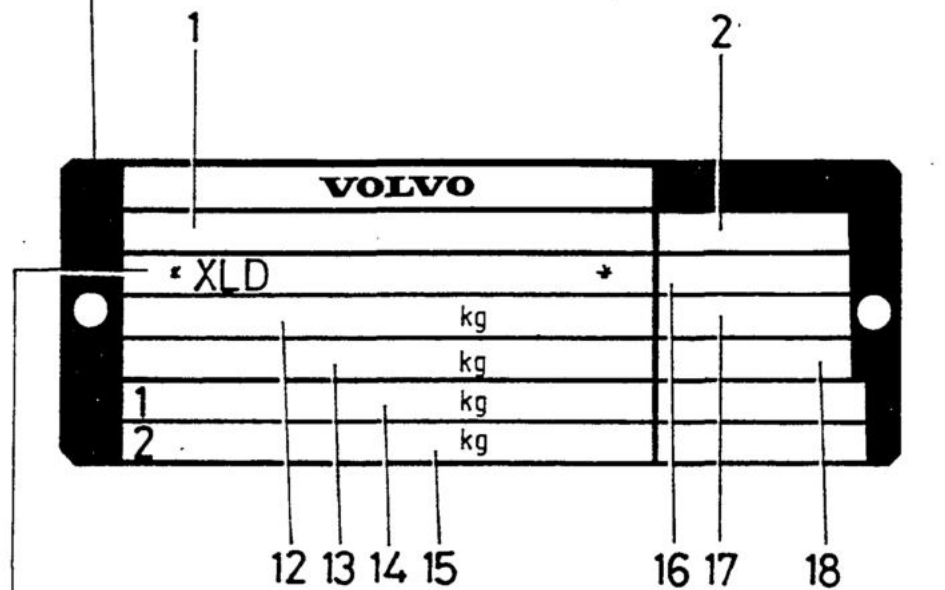

Group

01

Page

10

FOREWORD (GB)



## FOREWORD (GB)

Group

**01**

Page

**11****Product plate****1. (Type approval No. for certain markets)****2. Special vehicle number****3. (Manufacturer code)****4. Vehicle type****5. Safety equipment****6. Engine type**

01 = B18K  
02 = B18KP  
03 = B18KPD  
06 = B18FTM  
07 = B18KD  
10 = B18U (M)-200/203  
12 = B18U (M)-103/113  
14 = B18E/EP  
15 = B18U-200/203  
16 = B18U-103/113  
17 = B16F  
18 = B18F/FP  
19 = B18FT  
31 = B20F  
32 = B20F (M)  
70 = D19T (EGR)  
79 = D19T

**7. Gear box**

3 = manuel gearbox MT-5 (JC5/JB3)

5 = automatic gearbox (AT-4)

6 = CVT

**8. Fast digit****9. Model year**

K = 1989

L = 1990

M = 1991

N = 1992

P = 1993

R = 1994

S = 1995

T = 1996

**10. Works code, Born****11. Chassis number****12. (Max weight of vehicle)****13. (Max train weight of vehicle)****14. (Max front axle load)****15. (Max rear axle load)****16. Market code****17. Colour code****18. Interior fitting code**

Group

01


Page

12

FOREWORD (GB)

1	2	3	4	5	6
4	4	0	8	2	1
8	2	1	8	1	3
2	1	3	1	3	1

MARKET TYPE	VERSION	VERSION	VERSION	
CHASSIS TYPE	CHASSIS TYPE	CHASSIS TYPE	CHASSIS TYPE	7
BRAKES	BROMSAR	FREINS	FAHRGESTELLTYP	8
CARBURETOR	FÖRCASARE	CARBURATEUR	DREHSCN	9
FUEL PUMP	BRÄNSLEPUMP	POMPE DE CARBURANT	VERGASER	10
OPTION	ALTERNATIV	OPTION	BRANDSTOFFPUMPE	11
CLUTCH	KOPPLING	EMBRAYAGE	EXTRA	12
GENERATOR	GENERATOR	ALTERNATEUR	KUPPLUNG	13
SPLITTING-GEAR	STYRVÄXEL	BOITIER DE DIRECTION	GENERATOR	14
			LENKEINRICHTUNG	



FOREWORD (GB)

Group

01

Page

13

**SERVICE LABEL**

**1. Vehicle type**

**2. Engine type**

01 = B18K  
02 = B18KP  
03 = B18KPD  
06 = B18FTM  
07 = B18KD  
10 = B18U (M)-200/203  
12 = B18U (M)-103/113  
14 = B18E/EP  
15 = B18U-200/203  
16 = B18U-103/113  
17 = B16F  
18 = B18F/FP  
19 = B18FT  
31 = B20F  
32 = B20F (M)  
70 = D19T (EGR)  
79 = D19T

**3. Equipment level**

20 = BASIC-K/KD  
21 = DL-K/KD  
22 = GL-K/KD  
31 = DL-KP/KPD  
32 = GL-KP/KPD  
33 = GLE-KP/KPD  
34 = GLT-KP/KPD  
41 = DL-FP/B16F  
42 = GL-FP/B16F  
43 = GLE-EP/FP/B16F  
44 = GLT-EP/FP/B16F  
85 = TURBO-FT/FTM

**4. Body**

1 = without sunroof  
2 = with sunroof

**5. Gear box**

3 = manuel gearbox MT-5 (JC5/JB3)  
5 = automatic gearbox (AT-4)  
6 = CVT

**6. Steering wheel location**

1 = Left hand drive  
2 = Right hand drive

**7. Chassis type**

**8. Brakes (front, rear, hydraulic control unit)**

1 = Girling, ATE, DBA  
2 = Girling, ATE, ATE  
3 = Girling, Girling, DBA

**9. Fuel system**

1 = Renix = injection  
2 = Bosch = injection  
3 = Solex = carburettor

**10. Fuel pump**

1 = Bosch  
2 = Sofabex

**11. Option**

**12. Clutch**

3 = Valeo  
5 = ZF

**13. Alternator**

1 = Valeo  
2 = Bosch

**14. Steering mechanism**

1 = Cam gear  
2 = Volvo

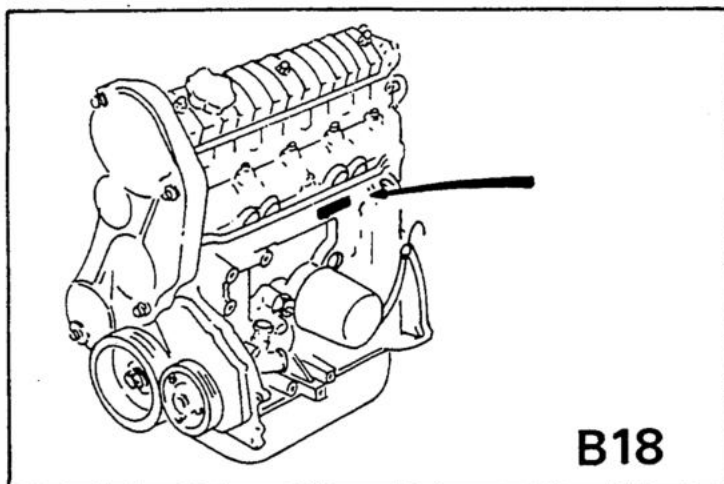
Group

01

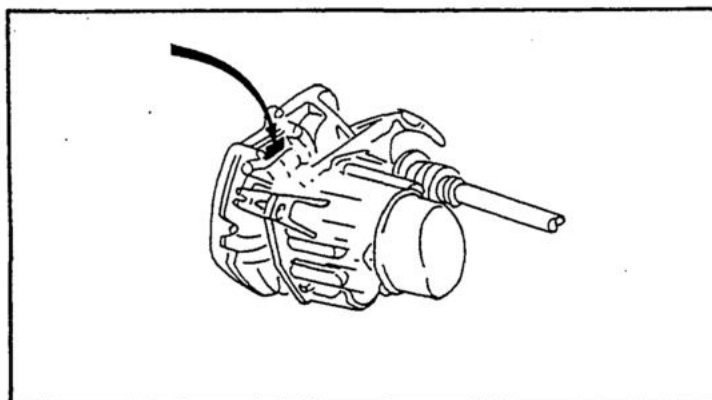
Page

14

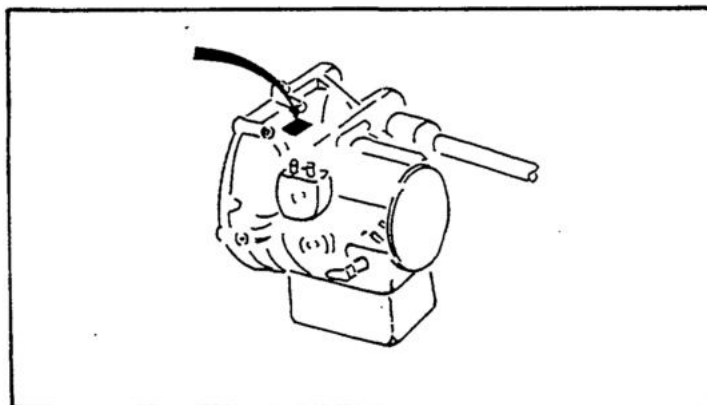
FOREWORD (GB)



1



2



3

## FOREWORD (GB)

Group

01

Page

15

### Plates on engine, gearbox

1. Position engine number
2. Position manuel gearbox
3. Position automatic gearbox