



VOLVO

WORKSHOP BULLETIN

CARS








RE:	STEERING Steering and tie rods	PRODUCT P
		GROUP 64
DATE	August, 1971	NO. 6

Replaces previous WB - P - 64 - 6, of May, 1965

Installing steering and tie rods

To facilitate correct installation of steering rods, these are marked "L" for left and "R" for right steering rod. The rods should be installed with the marked end nearest the wheel. The location of the markings can be seen from the table below.

How the tie rods are turned is of no importance from a function point of view. However, to facilitate toe-adjustment, uniformity is desired and for this reason we recommend that the right-threaded end should be fitted on the right side.

<u>Model</u>	<u>Part number</u>		<u>Location of markings</u>
	L	R	
	
544 B 18, 210 B 18	661706	661707	
120, alt. 1	658596	658597	
120, alt. 2	661944	661945	
1800	658596	658597	
140, early prod., alt. 1	675295	675296	
alt. 2	675954	675955	
140, late prod., alt. 1	675931	675932	
alt. 2	678933	678934	
164, alt. 1	678931	678932	
alt. 2	678933	678934	